

Corner Casters -Easy-to-fit casters with 2 bolts/special hooks-

CC Swivel casters




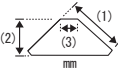
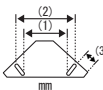






CC-50

CC-65

CC-75

• Color: Zinc plated/White coating/Black coating

Wheel width	Hub length	Total height	Plate dimensions	Bolt hole spacing	Bolt hole diameter	Axle bore diameter	Offset	Load capacity
								
21<17>	26	65	113x76x37	73.5x103.5x25.0	5.3	6	16	40 (390)
25	32	80	113x76x37	73.5x103.5x25.0	5.3	8	21	50 (490)
25<22>	32	90	113x76x37	73.5x103.5x25.0	5.3	8	21	60 (580)

*< >When using HZG-GU wheel